

Optional Practical Training (OPT) Workshop

Winter 2026

International Students and Scholars (ISS)
900 University Ave, Student Services Building (SSB), 2nd
Floor
Riverside, CA 92521
951-827-4113

internationalstudents@ucr.edu

This information does not constitute legal advice





**Please save your questions for after
the presentation**



OPT Session Note

Please be advised that this tutorial is used for instructional purposes only.

The student is responsible for their own personal application and the timing of the application. The student will need to make sure that the OPT application has full documentation and is timely filed while understanding the F-1 regulations on OPT.

Please contact the ISS Office if you have any additional questions.

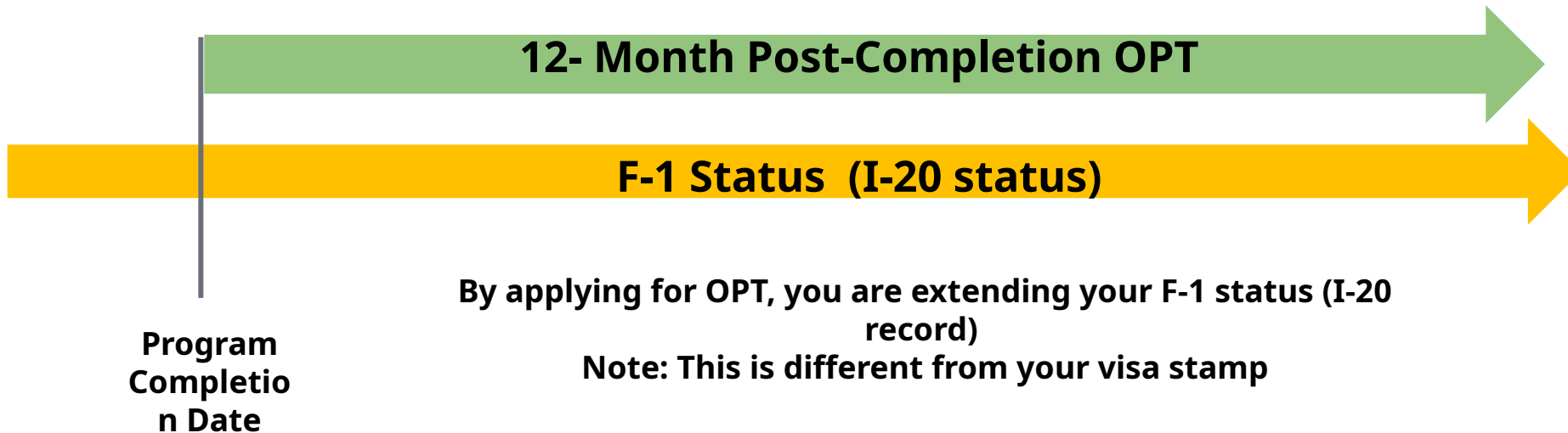


General OPT Information



What is Optional Practical Training?

- Permission to work in the U.S. in your field of study
- Employment Benefit of F-1 student status
- It is a maximum of 12 months
- Authorized by USCIS
- It begins after completion of your academic program



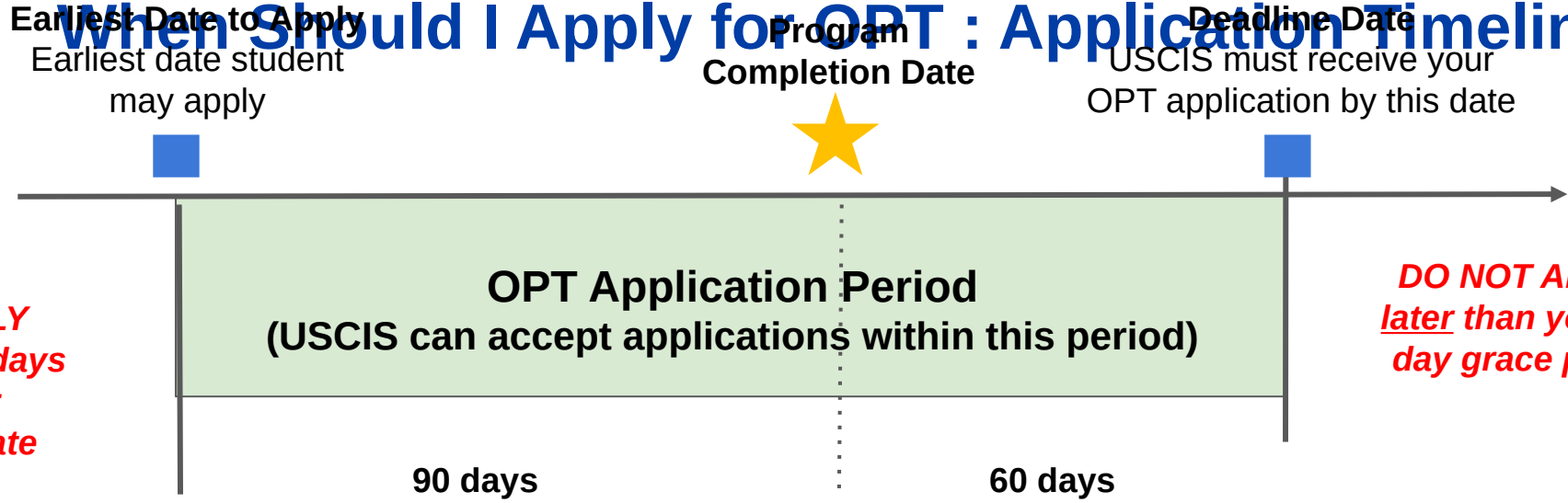


Eligibility for OPT

- Must be enrolled as Full-Time student for one full academic year (3 quarters) and in F-1 status
- Must have completed all course requirements prior to the start of OPT
- Must have confirmation from your Academic Advisor/Graduate Advisor of program course completion
- Only one period of OPT may be used at each degree level
- 1 year of Full-Time CPT will make you ineligible for OPT
- You do NOT need a job offer at the time of OPT application
- Job while on OPT must be directly related to your field of study



When Should I Apply for OPT : Application Timeline



DO NOT APPLY
earlier than 90 days
before your
completion date

DO NOT APPLY
later than your 60-
day grace period

- Recommended to apply early
- Check USCIS website for [Current Processing Times](#) 2-5 months
- ISS Processing Time: 2-3 Weeks
- As long as USCIS received OPT application within application window, you may continue to stay in the U.S. while waiting for approval

NOTE
USCIS will deny applications that are sent outside of this application period
You don't need a job offer to apply for OPT



Program Completion Date vs Graduation Date

- Your F-1 I-20 status is generally based on your enrollment in your academic program and not necessarily on your graduation date
- The graduation date is ceremonial in purpose and does not reflect when you have completed your program
- Your I-20 end date must reflect when you completed your program

How does this affect my OPT application?

- If you complete your program in Winter 2026, your I-20 program end date will align with this date (March 20)



OPT Application Process



How Do I Apply?

You cannot apply for OPT with USCIS without a new OPT I-20 from ISS

1. Request your OPT I-20 from ISS
2. Receive your OPT I-20 with OPT recommendation
3. Submit your I-765 to USCIS
4. Wait for USCIS to approve OPT
5. Receive Employment Authorization Document (EAD) Card
6. Begin working on or after the start date on your EAD card and report your employment



Before sending your application to USCIS

Step One

Attend an OPT Workshop

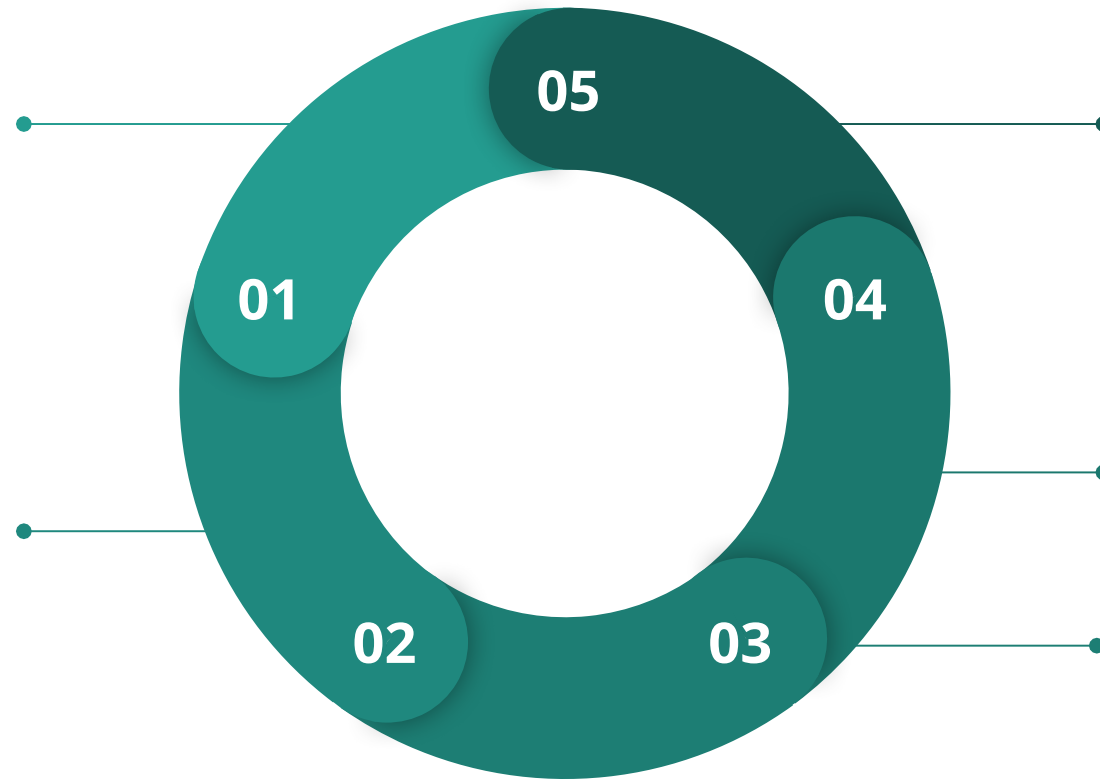
For upcoming OPT workshops, check out the [ISS Events Calendar](#)

Step Two

Complete OPT Request Form

Ask Advisor or Graduate Advisor to sign your OPT Request Form

Internal Process



Step Five

Assemble OPT packet to mail to USCIS or file online

OPT application should be mailed within 30 days of the date the DSO recommends OPT in SEVIS

Step Four

ISS Advisor issues OPT I-20

ISS Advisor will review OPT documents and issue OPT I-20 (10-12) business days)

Step Three

Submit OPT Docs to ISS

Email documents to internationalstudents@ucr.edu

To access
checklist,
[click here](#)
or scan below



Post-Completion OPT Application Checklist

Before applying for OPT, please attend an [OPT Workshop](#) or review the F-1 OPT guidelines on the [ISS OPT Page](#). If you have any questions, please set up a meeting with an ISS Advisor by emailing internationalstudents@ucr.edu.

Application Window

The earliest USCIS can accept your application is 90 days before your program completion date (not graduation date) and no later than 60 days after your program completion date. USCIS will deny applications outside of this application window. Students may apply via paper mail or online method, please only choose one method.

OPT Application Steps

1. Request an OPT I-20 from the ISS Office. Please gather the following items and email them to internationalstudents@ucr.edu. Please allow 7-10 business days for an ISS Advisor/DSO to review your documents to determine if you are eligible to apply for OPT.

- [OPT Request Form](#)
 - Signed by your Academic Advisor (Undergraduate Students) or Graduate Advisor (Graduate Students)
- [Form I-765](#) (Optional Practice Draft)
 - We recommend downloading the latest paper version to practice filling out the I-765 form before submitting it to USCIS.
 - **Do NOT submit an I-765 to USCIS until you receive an OPT I-20 from the ISS Office.** You must have an OPT I-20 before submitting your I-765 to USCIS.
 - You can refer to our [Sample I-765](#) as an example. The sample is for general instructional purposes only and USCIS may update the I-765 edition version directly on the website.

- Copy of your most recent [Form I-94](#)
- (If Applicable) Supporting Documents: Copies of previous CPT I-20, EAD cards, OPT I-20, I-20 with different SEVIS number, or other relevant documents.

2. Pay \$100.00 ISS OPT Fee. ISS will review your OPT packet. Once ISS has determined that you are eligible to apply for OPT, ISS will provide you with ISS OPT Fee payment instructions.

3. Receive your OPT I-20 from the ISS Office. Once you have paid the OPT fee and submitted your payment receipt to ISS, an ISS Advisor will email your OPT I-20 to your UCR email. Please review your OPT I-20 and sign it at the bottom. If you would like to meet with an ISS Advisor to review your documents, please reach out to internationalstudents@ucr.edu.

4. Gather Final OPT (I-765) Application Documents to Submit to USCIS. Please be sure to submit your documents to USCIS within the application window and within 30 days of the date that the International Student Advisor entered your OPT recommendation into SEVIS. Here are the documents that USCIS will require:

- [Form I-765](#)
- OPT I-20 (**MUST BE ISSUED BEFORE THE I-765 IS SUBMITTED TO USCIS**)
 - The OPT I-20 must have OPT Recommendation from a DSO on the 2nd page. OPT recommendation is required before the I-765 Application is submitted to USCIS.
 - The OPT STEM I-20 must be submitted to USCIS within 30 days of issuance
- Passport Photos
 - For Online Applications: 1 Digital Copy of your U.S. Passport-style photo
 - For Paper Applications: 2 Hard Copies of your U.S. Passport-style photos (Please lightly write your name and SEVIS ID or I-94 Number on the backs of each photo)
- Government Identification

ior

- For Online Applications: Digital copy of a previous EAD card, valid passport, or most recent F-1 visa
- For Paper Applications: Hard copy of valid passport and F-1 visa
- [Form I-94](#)
- [Form G-1145](#) to receive eNotifications (Only for Paper Applications)
- Supporting Documents (if applicable): Copies of previous CPT I-20, OPT I-20, EAD card, I-20 with different SEVIS ID number, or others
- \$410 [USCIS I-765 Fee](#) (Review [USCIS Fee Schedule](#) for any Fee Changes)
 - Online Applications: Credit Card or Electronic Bank Transfer
 - Paper Applications: Personal Check, Money Order or Cashier's Check Payable to "U.S. Department of Homeland Security"
- \$1,500 [USCIS Premium Processing Fee](#) (Optional & Review [USCIS Fee Schedule](#) for any Fee Changes)
 - Decisions on OPT applications are made within 30 days of submission.

Mailing the I-765 Application to USCIS (Only for Paper Applications)

- Filing address under 'Foreign Students' on the [I-765 Direct Filing Address page](#)

Filing the I-765 Online (Only for Online Applications)

- **REMINDER:** You must first receive the OPT I-20 from the ISS Office
- Step One [I-765 Website](#)
- Step Two Scroll down the I-765 page and click 'File Online'
- Step Three Create USCIS Online Account

After Submitting the OPT Application to USCIS

- USCIS will issue an OPT Receipt Number and mail you a paper I-797 Receipt Notice.
- You can track your case through your [online USCIS account](#) or use the receipt number to [track case status](#)
- **Within Approximately 3-5 Months:** USCIS will mail the final OPT decision
 - If USCIS sends you a Request for Evidence (RFE) or a Denial Notice, please make an appointment with an ISS advisor internationalstudents@ucr.edu
 - If your OPT is approved, USCIS will deliver your Employment Authorization Document (EAD) Card to your mailing address.
 - Send scan of EAD Card to ISS internationalstudents@ucr.edu
 - If you applied for an SSN, SSA will mail you your SSN card separately.

After OPT Approval

Set up Your SEVP OPT Portal

Once you are approved for OPT, you will need to set up your SEVP OPT Portal account. The OPT Portal is an important tool to maintain your F-1 status by reporting your employment and personal information during your OPT period. From the start date of your EAD card, you will receive an OPT Portal link through your UCR email to set up your portal account. If you do not receive this link or it has expired, please contact the ISS Office internationalstudents@ucr.edu to reset the OPT portal link. Once your OPT portal is set up, you must report any changes [within 10 days](#) of that change.

Unemployment Rule

USCIS allows 90 days of unemployment time during the 12-month Post-Completion OPT period. Unemployment days are counted from the start date on your EAD card/your approved OPT start date. In order to stop the unemployment clock, please be sure to report your employment information through your OPT Portal account. It is important to report your OPT Employment before your unemployment time has passed to avoid falling out of F-1 status.

International Travel during OPT

When traveling internationally during your OPT period, please carry the following items to enter back to the U.S. To request for an updated travel signature, please email internationalstudents@ucr.edu.

- Valid Passport (must be valid for at least 6 months at time of entry to the U.S.)
- Valid F-1 Visa Stamp (Canadian nationals are exempt)
- OPT I-20 with Travel Signature (only valid for 6 months)
- OPT EAD Card
- Employment Verification Letter or Job Offer Letter



Items to Submit to ISS to Receive OPT I-20 (Internal Process)

- [OPT Request Form](#)
- [Form I-765](#) (Optional Draft)
- Document Copies (passport, I-94)
- Pay the \$100 ISS OPT processing fee. A link for payment will be sent after your documents are reviewed

*ISS Processing Time
10-12 business days*

Email documents to
internationalstudents@ucr.edu



Required to submit with your OPT application

The OPT I-20 must be issued before a student submits an OPT (I-765) application. Students must also submit the OPT I-20 with the OPT recommendation at the same time that the I-765 application is submitted. If it is not submitted at the same time, USCIS will deny the I-765 application.

What is an OPT I-20?

The ISS office must recommend eligible F-1 students for OPT in the [SEVIS immigration system](#). A Designated School Official (DSO) or an ISS advisor from the ISS office will produce a new I-20 with an OPT recommendation on the 2nd page of the I-20.

Department of Homeland Security I-20, Certificate of Eligibility for Nonimmigrant Student Status
 U.S. Immigration and Customs Enforcement OMB NO. 1653-0038

SEVIS ID: N0001234567

SURNAME/PRIMARY NAME Bear	GIVEN NAME Scotty the	Class of Admission F-1
PREFERRED NAME Scotty the Bear	PASSPORT NAME	
COUNTRY OF BIRTH Scotland	COUNTRY OF CITIZENSHIP	ACADEMIC AND LANGUAGE
CITY OF BIRTH	DATE OF BIRTH	
FORM ISSUE REASON CONTINUED ATTENDANCE	ADMISSION NUMBER	

SCHOOL INFORMATION

SCHOOL NAME University of California, Riverside University of California, Riverside	SCHOOL ADDRESS INTERNATIONAL AFFAIRS INT L STUDENTS SCHOLARS SKYE HALL 321, 900 University Avenue, RIVERSIDE, CA 92521
SCHOOL OFFICIAL TO CONTACT UPON ARRIVAL Heidi Nam International Student Advisor	SCHOOL CODE AND APPROVAL DATE L05214F00177000 28 JANUARY 2023

PROGRAM OF STUDY

EDUCATION LEVEL DOCTORATE	MAJOR 1 Computer Science 11.0701	MAJOR 2 None 00.0000
PROGRAM ENGLISH PROFICIENCY Required	ENGLISH PROFICIENCY NOTES Student is proficient	EARLIEST ADMISSION DATE 20 AUGUST 2016
START OF CLASSES 19 SEPTEMBER 2016	PROGRAM START/END DATE 19 SEPTEMBER 2016 – 10 DECEMBER 2021	

FINANCIALS

ESTIMATED AVERAGE COSTS FOR: 9 MONTHS		STUDENT'S FUNDING FOR: 9 MONTHS	
Tuition and Fees	\$	Personal Funds	\$
Living Expenses	\$	University Funds	\$
Expenses of Dependents (0)	\$	Funds From Another Source	\$
Other	\$	On-Campus Employment	\$
TOTAL	\$	TOTAL	\$

REMARKS

SCHOOL ATTESTATION

I certify under penalty of perjury that all information provided above was entered before I signed this form and is true and correct. I executed this form in the United States after review and evaluation in the United States by me or other officials of the school of the student's application, transcripts, or other records of courses taken and proof of financial responsibility, which were received at the school prior to the execution of this form. The school has determined that the above named student's qualifications meet all standards for admission to the school and the student will be required to pursue a full program of study as defined by 8 CFR 214.2(f)(6). I am a designated school official of the above named school and am authorized to issue this form.

X **DATE ISSUED** 30 October 2021 **PLACE ISSUED** RIVERSIDE, CA
SIGNATURE OF: Heidi Nam, International Student Advisor

STUDENT ATTESTATION

I have read and agreed to comply with the terms and conditions of my admission and those of any extension of stay. I certify that all information provided on this form refers specifically to me and is true and correct to the best of my knowledge. I certify that I seek to enter or remain in the United States temporarily, and solely for the purpose of pursuing a full program of study at the school named above. I also authorize the named school to release any information from my records needed by DHS pursuant to 8 CFR 214.5(g) to determine my nonimmigrant status. Parent or guardian, and student, must sign if student is under 18.

X **DATE**
SIGNATURE OF: Scotty the Bear

NAME OF PARENT OR GUARDIAN **SIGNATURE** **ADDRESS (city/state or province/country)** **DATE**

Department of Homeland Security I-20, Certificate of Eligibility for Nonimmigrant Student Status
 U.S. Immigration and Customs Enforcement OMB NO. 1653-0038

SEVIS ID: N0001234567 (F-1) **NAME: Scotty the Bear**

EMPLOYMENT AUTHORIZATIONS

TYPE	FULL/PART-TIME	STATUS	START DATE	END DATE
POST-COMPLETION OPT	FULL TIME	REQUESTED	01 FEBRUARY 2022	31 JANUARY 2023

CHANGE OF STATUS/CAP-GAP EXTENSION

AUTHORIZED REDUCED COURSE LOAD

CURRENT SESSION DATES

CURRENT SESSION START DATE 23 SEPTEMBER 2021	CURRENT SESSION END DATE 10 DECEMBER 2021
--	---

TRAVEL ENDORSEMENT

This page, when properly endorsed, may be used for re-entry of the student to attend the same school after a temporary absence from the United States. Each endorsement is valid for one year.

Designated School Official	TITLE	SIGNATURE	DATE ISSUED	PLACE ISSUED
		X		
		X		
		X		
		X		



DSO Recommendation for OPT is required

OPT Application must be submitted within 30 days of the date the advisor makes the recommendation in SEVIS





Student Completes

OPT I-20 Request Form

Student Completes - Student Information

Family Name(s)		Given Name(s)	
Mobile #		Student ID	
Major		Degree	

Section 1
Basic Student
Information

Student Completes - OPT Request Information

<ul style="list-style-type: none"> • OPT Start Date must be within 60 day grace period after your completion date • OPT End date is 364 days after your OPT Start Date 			
Requested Start Date		Requested End Date	
Date You Completed OPT Workshop (if attended)		Have you Applied for OPT Before?	
If any, List Previous Authorized Employment & Include Copies of I-20s			
CPT or OPT	Part-Time or Full-Time	Start Date	End Date

Section 2
OPT Information

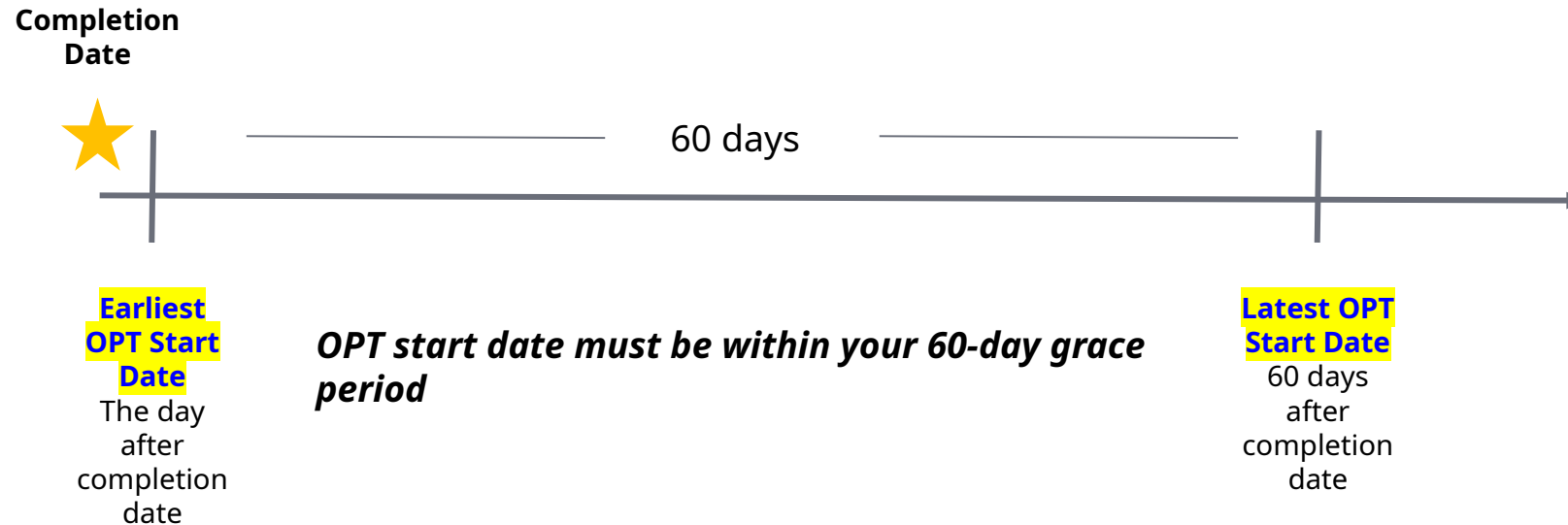
OPT Request Dates

- Dates that you are requesting to start your OPT
- Depending on timing of application, USCIS may or may not grant your OPT request dates
- Cannot issue OPT I-20 without these dates





Selecting OPT Dates



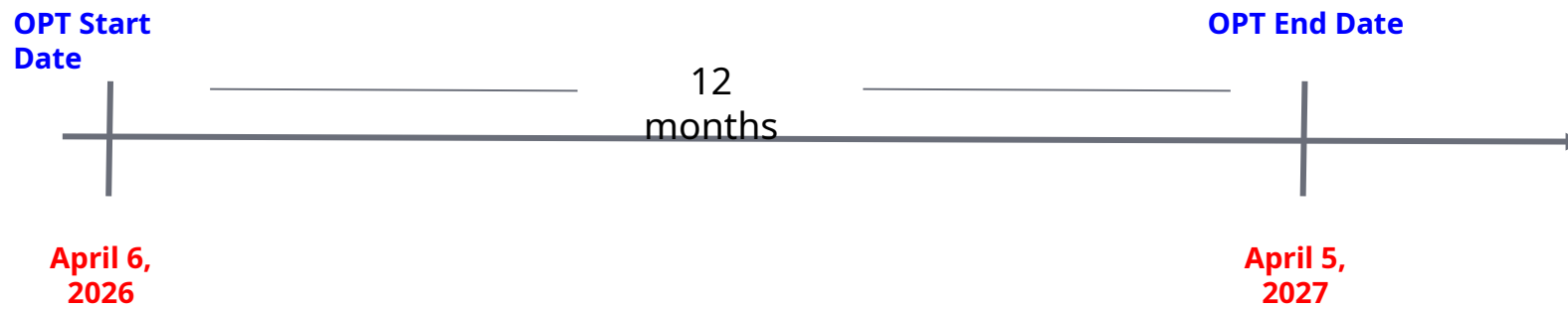
Tips on Choosing an OPT Start Date

- Estimate when you want to start working and consider OPT processing time
 - USCIS may take 3-5 months to process
- Do NOT wait until you get a job offer to apply for OPT
 - You do NOT need a job offer to apply for OPT
- Useful resource to calculate OPT dates

<https://www.timeanddate.com/date/dateadd.html>



Selecting OPT Dates



Selecting an OPT End Date

- Once you choose your OPT start date, your OPT end date will be one year later and one day before

14-Month OPT Rule

- All Post-Completion OPT must be completed within the 14 month period following the completion of study
 - May 20, 2027 = 14 Months
- If you submit OPT application late & at end of grace period, it's likely to lose OPT time
- Recommended to apply as early as possible to maximize on OPT Time



OPT Request Form

Academic Advisor/Graduate Advisor

**To be Completed by
Academic Advisor
(Bachelor)**

**Graduate Advisor
(Masters and
Doctorate)**

Note

If you are unsure who your advisor is, check your Banner Student profile

Academic/Graduate Advisor Completes

Student Named Above is Expected to Complete their Degree requirements by	Department Name
Advisor Name	Advisor Title
Advisor Signature	Date
Comments	

Program Completion Date

- Advisor will indicate your academic program completion date
- Date you will be completed with your program requirements, not your graduation ceremony date
- I-20 program end date will be adjusted to this date

Advisor Signature

- We accept e-Signatures, wet signatures, or email confirmation from advisor with information above



Submit your I-765 to USCIS



There are two options to file for the Form I-765 **Filing I-765**

Option 1: Online Filing (Recommended)

Option 2: Paper Filing

Reasons ISS Recommends Online Filing

- Cost effective, online is \$470 and paper filing is \$520 + cost to use courier services (FedEx, UPS, etc.)
- Immediate tracking of process
- Validation Tool for Addresses, etc.



I-765 Online

Welcome to your USCIS Account

Please select what you want to do.

Edit My Account Profile	Editing your profile includes making changes to your email, password, phone number, security questions, or the two-step verification method and backup code. Edit My Account	myUSCIS	Apply for immigration benefits, find tools and resources to assist in preparation for naturalization, and search for doctors in your local community. Go to myUSCIS
FIRST	Submit, manage and receive Freedom of Information Act (FOIA) requests. Go to FIRST	myE-Verify	Confirm your records for employment eligibility, track E-Verify or Self-Check case status, and protect your identity by locking your Social Security Number (SSN) Go to myE-Verify
E-Verify+	E-Verify+ is only for newly hired employees contacted by their employer to complete the Employment Eligibility Verification, Form I-9, as part of the E-Verify+ process. Go to E-Verify+		

Filing I-765 Online

Step One

- Select MyUSCIS
- Then “File a Form Online”



Not sure what service you need? Start at uscis.gov



Filing Form I-765 Online

Select the form you want to file online.

I-765, Application for Employment Authorization

What is your eligibility category?

If your eligibility category is not listed in the drop-down menu, you can submit a paper form by mail.

(c)(3)(B) Student Post-Completion OPT

Step Two

- Select I-765
- Select (c)(3)(B) Post-Completion OPT



Getting Started

- Basis of Eligibility
- Reason for Applying
- Preparer and Interpreter Information

About You

- Your Name
- Your Contact Information
- Describe Yourself
- When and Where you were Born
- Your Immigration Information
- Other Information

Filing Form I-765 Online - Sections

Evidence

- One 2x2 Passport Photo of You
- Form I-94 or Passport
- Employment Authorization Document (if applicable)
- Previously authorized CPT or OPT (if applicable)
- Form OPT I-20

Additional Information

- Additional Information

Review and Submit

- Review your Application
 - \$470 payment (Credit Card or Bank Transfer)



- Must meet specifications on [U.S. Department of State website](#)
- Must be a recent photo (taken within 30 days)

U.S. Passport-Style Photos



Correct Passport Size and Position

- 2 x 2 inches (51 x 51 mm)

Background

- Plain and white or off-white
- No shadows

Shadows and Lighting

- Clear and in color
- No shadows
- Not digitally altered

Accessories

- No glasses
- No hats or head coverings (unless for religious or medical purposes)

Where can you take passport photos ?

- U.S. Postal Service
- Local drugstores (i.e. Walgreens, CVS, Rite Aid)

Most Recent I-94

Admission (I-94) Record Number: [REDACTED]

Most Recent Date of Entry: 2015 September 09

Class of Admission: F1

Admit Until Date: D/S

Details provided on the I-94 Information form:

Last/Surname: [REDACTED]
First (Given) Name: [REDACTED]
Birth Date: [REDACTED]
Passport Number: [REDACTED]
Country of Issuance: [REDACTED]

[Get Travel History](#)

To access your most recent digital copy of I-94, [click here](#)

- ▶ Effective April 26, 2013, DHS began automating the admission process. An alien lawfully admitted or paroled into the U.S. is no longer required to be in possession of a preprinted Form I-94. A record of admission printed from the CBP website constitutes a lawful record of admission. See 8 CFR § 1.4(d).
- ▶ If an employer, local, state or federal agency requests admission information, present your admission (I-94) number along with any additional required documents requested by that employer or agency.
- ▶ Note: For security reasons, we recommend that you close your browser after you have finished retrieving your I-94 number.

OMB No. 1521-0111
Expiration Date: 09/30/2016

[For inquiries or questions regarding your I-94, please click here.](#)

[Accessibility](#) | [Privacy Policy](#)

When you receive your OPT I-20, **OPT I-20 Issued b**

- OPT I-20 will include:
 - OPT Recommendation by ISS
 - Travel Signature
- Double-check information before signing
- Make a copy

Keep in mind the 30-Day Rule!

- OPT recommendation must be less than 30 days old by the time USCIS receives your application
 - Confirm with ISS Advisor for recommendation date. **The recommendation date is not always the issue date on the I-20.**
- USCIS is very strict about this rule
 - Automatic OPT Denial
 - Keep this in mind for USCIS RFEs

OPT I-20 ISSUE DATE

Department of Homeland Security U.S. Immigration and Customs Enforcement		I-20, Certificate of Eligibility for Nonimmigrant Student Status OMB NO. 1653-0038	
SEVIS ID: [REDACTED]			
SURNAME PRIMARY NAME [REDACTED]	GIVEN NAME [REDACTED]	Class of Admission F-1	
PREFERRED NAME [REDACTED]	PASSPORT NAME [REDACTED]	ACADEMIC AND LANGUAGE	
COUNTRY OF BIRTH CHINA	COUNTRY OF CITIZENSHIP CHINA		
DATE OF BIRTH [REDACTED]	ADMISSION NUMBER [REDACTED]		
FORM ISSUE REASON CONTINUED ATTENDANCE	LEGACY NAME [REDACTED]		
SCHOOL INFORMATION			
SCHOOL NAME University of California, Riverside University of California, Riverside		SCHOOL ADDRESS INTERNATIONAL AFFAIRS INT L STUDENTS SCHOLARS SHYE HALL #21, 900 University Avenue, RIVERSIDE, CA 92521	
SCHOOL OFFICIAL TO CONTACT UPON ARRIVAL Heidi Nam International Student Advisor		SCHOOL CODE AND APPROVAL DATE LOS214F00177000 28 JANUARY 2008	
PROGRAM OF STUDY			
EDUCATION LEVEL DOCTORATE	MAJOR 1 Environmental Science 03.0104	MAJOR 2 None 00.0000	
PROGRAM ENGLISH PROFICIENCY Required	ENGLISH PROFICIENCY NOTES Student is proficient	EARLIEST ADMISSION DATE	
START OF CLASSES 23 SEPTEMBER 2013	PROGRAM START/END DATE 23 SEPTEMBER 2013 - 14 SEPTEMBER 2018		
FINANCIALS			
ESTIMATED AVERAGE COSTS FOR: 9 MONTHS		STUDENT'S FUNDING FOR: 9 MONTHS	
Tuition and Fees	\$ 29,749	Personal Funds	\$ 10,000
Living Expenses	\$ 15,044	University Funds	\$ 55,080
Expenses of Dependents (0)	\$	Funds From Another Source	\$
Other	\$	On-Campus Employment	\$
TOTAL	\$ 44,793	TOTAL	\$ 65,080
REMARKS			
[REDACTED]			
SCHOOL ATTESTATION			
I certify under penalty of perjury that all information provided above was entered before I signed this form and is true and correct. I executed this form in the United States after review and evaluation in the United States by me or other officials of the school of the student's application, transcripts, or other records of courses taken and proof of financial responsibility, which were received at the school prior to the execution of this form. The school has determined that the above named student's qualifications meet all standards for admission to the school and the student will be required to pursue a full program of study as defined by 8 CFR 214.3(d)(6). I am a designated school official of the above named school and am authorized to issue this form.			
X	SIGNATURE OF: Heidi Nam, International Student Advisor	DATE ISSUED 05 September 2013	PLACE ISSUED RIVERSIDE, CA
STUDENT ATTESTATION			
I have read and agreed to comply with the terms and conditions of my admission and those of any extension of stay. I certify that all information provided on this form refers specifically to me and is true and correct to the best of my knowledge. I certify that I seek to enter or remain in the United States temporarily, and solely for the purpose of pursuing a full program of study at the school named above. I also authorize the named school to release any information from my records needed by DHS pursuant to 8 CFR 214.3(d)(6) to determine my nonimmigrant status. Parent or guardian, and student, must sign if student is under 18.			
X	SIGNATURE Your Wet Signature	DATE	DATE OF SIGNATURE
NAME OF PARENT OR GUARDIAN		SIGNATURE	ADDRESS (city/state or province/country) DATE

Department of Homeland Security
U.S. Immigration and Customs Enforcement

I-20, Certificate of Eligibility for Nonimmigrant Student Status
OMB NO. 1653-0038

SEVIS ID: [REDACTED] (F-1)

NAME: [REDACTED]

EMPLOYMENT AUTHORIZATIONS

TYPE	FULL/PART-TIME	STATUS	START DATE	END DATE
POST-COMPLETION OPT	FULL TIME	REQUESTED	10 AUGUST 2020	09 AUGUST 2021

CHANGE OF STATUS/CAP-GAP EXTENSION

[Empty box for Change of Status/Cap-gap extension]

AUTHORIZED REDUCED COURSE LOAD

[Empty box for Authorized reduced course load]

CURRENT SESSION DATES

CURRENT SESSION START DATE	CURRENT SESSION END DATE
30 MARCH 2020	12 JUNE 2020

TRAVEL ENDORSEMENT

This page, when properly endorsed, may be used for re-entry of the student to attend the same school after a temporary absence from the United States. Each endorsement is valid for one year.

Designated School Official	TITLE	SIGNATURE	DATE ISSUED	PLACE ISSUED
[REDACTED]	Int'l Student Advisor/DSO	[Signature]	[REDACTED]	Riverside, CA
		X		
		X		
		X		

OPT Requested Dates



DSO Travel Signature





- **Please do NOT submit your online application until you receive your OPT I-20!**
- Draft forms are saved for 30 days from the last time you worked on your form
- Format of Form
 - Photos: JPG, JPEG, or PNG
 - Documents: JPG, JPEG, PDF, TIF, or TIFF
 - Foreign Language documents must have English translation
 - Maximum size: 6 MB per file
 - Do not use special characters for file name
- Review your entries before you pay
- Once you make your payment, your application will automatically be submitted and cannot make corrections
 - At this stage, you also cannot change the dates on your OPT I-20
- Once you submit your application, you can track your case through your account
- USCIS does have discretion for Biometrics Appointments

Filing Form I-765 Online - Tips



While OPT Application is Pending



USCIS Case Status Online **Track your Application**

- Track your application at [MyUSCIS](#)

USCIS Processing Time

- Check the latest processing time for your type of application
- Link for [Case Processing Time](#)
 - Please select 'I-765 Form,' and select 'Potomac Service Center'

Change of address

- If you move, you must update your address by updating your [MyUSCIS](#) account
- Changing address with USPS *does not* change your address with USCIS!



While OPT Application is Pending

- USCIS Processing Time: 3-5 months
 - You can apply for Premium Processing for a \$1,685 fee
- Do not work/volunteer (on or off-campus) while you are waiting for EAD card if your program has ended
 - Once your I-20 program end date has passed, your on-campus or off-campus authorization ends.





While OPT is Pending **International Travel and OPT**

- Not Recommended during OPT application process
 - RFEs must be responded to on time
- Higher Risk dependent on the CBP officers

After OPT is Approved

- Recommended to travel after OPT is approved

Important Travel Documents to carry upon return to the U.S.

- Valid Passport (For at least 6 months at time of entry)
- Valid F-1 Visa Stamp (Canadian Nationals are Exempt)
- Form I-20 with Travel Signature
- EAD Card
- Supporting Documents:
 - Employment Verification Letter or Proof of Job Interview
 - Financial Support Documents





USCIS Decision

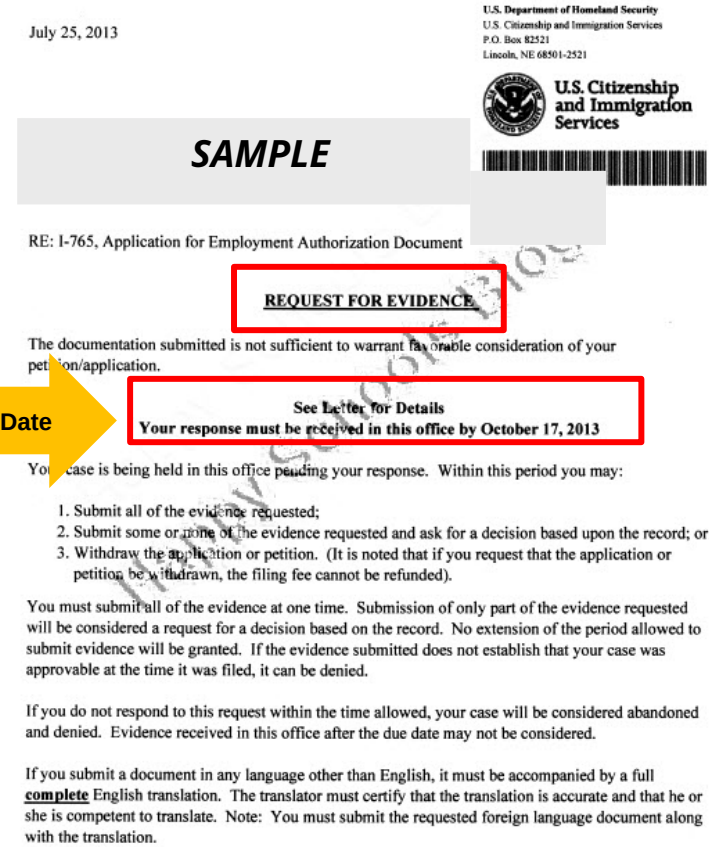
If USCIS needs more information/evidence, they will send an RFE

Request for Evidence

- Contact ISS office and work with an International Student Advisor
- Remember! RFEs must be answered by deadline date on letter

Please contact ISS office to review required RFE documents

RFE Deadline Date



Common Reasons for Denials

- USCIS receives OPT application too early or too late
- RFE was not received by deadline date
- Application was received on time but, OPT I-20 was past 30 day recommended date

OPT Denials

August 30, 2017

U.S. Department of Homeland Security
U.S. Citizenship and Immigration Services
2200 Potomac Center Dr. Stop 2425
Arlington, VA 20198-2425

U.S. Citizenship and Immigration Services

SAMPLE

RE: I-765, Application for Employment Authorization

YSCREDACTED

DECISION

This notice refers to your Form I-765, Application for Employment Authorization, filed on June 35th, 2001, in which you are requesting employment authorization pursuant to Title 8, Code of Federal Regulations (8 CFR) 274A.12 (G)(3)(B). Upon consideration, it is ordered that your application be denied for the following reason(s):

The instructions for the Form I-765 state, in pertinent part:

F-1 Student seeking Optional Practical Training in an Occupation Directly Related to Studies (c)(3)(i). File your EAD application with a Certificate of Eligibility of Nonimmigrant (F-1) Student Status (Form I-20AB) endorsed by a Designated School Official within the past 30 days.

Title 8 Code of Federal Regulations, Part 214.2(f)(1)(i)(B)(2) states:

For post-completion Optional Practical Training (OPT), the student must properly file his or her Form I-765 up to 90 days prior to his or her program end-date and no later than 60 days after his or her program end-date. The student must also file the Form I-765 with USCIS within 30 days of the date the DSO enters the recommendation for OPT into his or her SEVIS record.

You are applying for post-completion OPT. Your application did not include a Certificate of Eligibility of Nonimmigrant (F-1) Student Status (Form I-20 AB) endorsed by a Designated School Official within 30 days of filing your Form I-765 with USCIS.

Your Form I-765 application was receipted by USCIS on June 35, 2001 and the date the DSO entered your recommendation for OPT into your SEVIS record was May 06, 2001. You have failed to submit Form I-20 endorsed by the DSO within 30 days of filing Form I-765 with USCIS.

For this reason, your application must be and hereby is denied.

NOTICE: USCIS regulations do not provide for an appeal to this decision. However, you may file a motion to reopen or reconsider an adverse decision. A motion must be filed using Form I-290B, Notice of Appeal or Motion. Form I-290B must be filed within 30 days from the date of this notice (33 days if this notice was received by mail) with the appropriate filing fee and other documentation in

1 of 2

www.uscis.gov

Please contact ISS office immediately to discuss F-1 options

- Employment Authorization Document (EAD) Card

OPT Approval & EAD Card

- Actual OPT start date
 - Can start work from EAD start date
- Make sure information is accurate!
- 90 Days of Unemployment
- Email copy to internationalstudents@ucr.edu
- Required for reentry to the U.S.
- Access to set up [SEVP OPT Portal](#)



EAD Card (Proof of Work Authorization)



OPT Reporting Requirements



SEVP OPT Portal

Once OPT is Approved

- SEVP will email you link to set up [SEVP OPT Portal](#)
 - Email will be sent to UCR email around EAD start date
 - If link expires, contact ISS
- Required to Report
 - U.S. Address Change
 - Employer information
- Important for OPT Reporting Requirements
 - Update any changes within 10 days
 - Do not need to update through ISS



SEVP Portal | Student and Exchange Visitor Program
Portal

Sign In

Attention: Only students who have OPT approved may use the SEVP Portal. You must create an account and set a password before using this log in page. Go to [Portal Help](#) for more information.

Email

Password

Login

[Reset Password](#)



Set up OPT Portal Account

- Close to EAD card start date, SEVP will send you OPT Portal link.
- Check your UCR email address
- Check junk mail
- [SEVP Portal Account guideline](#)

If link expired, contact ISS

- If the portal link expired, contact ISS (internationalstudents@ucr.edu)
- DSO will reset your OPT Portal link
- For other technical issues, contact SEVIS Help Desk (1-800-892-4829)

Report OPT information

- Maintain OPT reporting responsibilities through OPT Portal
- Update personal information
- Update employment information
- Cannot exceed more than 90 days of unemployment
- **Must be updated within 10 days of change**



F-1 OPT students must provide a description on how the employment position has a direct relation to their major of study.

Reporting OPT Employment

Tip: Obtain your employment offer letter

Examples

Bachelor's degree in Electrical Engineering:

I work full time (Type of Position) as an Electrical Engineer (Position title) at ABC Corp. (Company Name), a government contractor. In my job, I analyze client requirements for electrical systems and provide them with cost estimates of such systems (Job Duties). My work requires understanding of electrical circuit theory, which I studied in-depth at the University of ABC. dissertation (explaining relation to major of study).



90 Unemployment

- May have up to 90 days of unemployment
- Unemployment days start from EAD card start date
- Do not accumulate more than 90 days of unemployment
 - Jobs that are less than 20 hrs per week will count towards unemployment days
- Remember to update OPT Portal



EAD Card (Proof of Work Authorization)

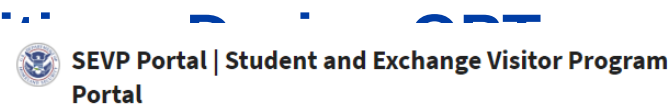


90 day unemployment time begins from official OPT EAD card start date



Allowable Employment Pos

- Position must be directly related to field of study
- Part-Time or Full-Time
 - At least 20 hrs per week
- Employment Types
 - Paid or **Unpaid***
 - Self-Employed Business Owner
 - Multiple
 - Short-Term
 - Through a Third-Party Agency



Sign In

Attention: Only students who have OPT approved may use the SEVP Portal. You must create an account and set a password before using this log in page. Go to [Portal Help](#) for more information.

Email

Password

Login

[Reset Password](#)

Remember to update employment information through OPT Portal!



When your 12- Month OPT ends, F-1 students will have a **60-day grace period** to decide on their steps. During the 60-day grace period, students may decide on the following options:

After your OPT Ends

- Start a new program at UC Riverside
- Transfer to another university
- Apply for a change of visa status
- Return to home country
- Apply for 24-Month STEM OPT Extension
 - Must apply before OPT EAD card expires





OPT Frequently Asked Questions (FAQs)



Do I have to have a job offer to apply for OPT?

OPT FAQs

- No, you do not have to have a job offer in order to apply for OPT.

How is unemployment counted?

- Unemployment days are counted from the start of the EAD card start date.

What if I can't find a job?

- Fortunately, you have 90 unemployment days. Allowable employment during OPT include paid and unpaid positions that are directly related to your field of study at UCR.

What will happen if I accumulate more than 90 days of unemployment during OPT?

- We recommend keeping an eye on how many days of unemployment time you accrue. Once you obtain a position, please be sure to report your employment to the OPT Portal to stop the unemployment clock. Exceeding more than 90 days of unemployment will put you out of F-1 status.



OPT FAQs

Can I work on-campus after my completion date while I wait for my OPT approval?

- No, please do not work on or off-campus after your I-20 completion date until you receive your OPT EAD card.

When can I start working?

- You may start working once you receive your EAD card and from the start date indicated on your EAD card.

Can I cancel my OPT after I have applied?

- This may depend on where you are in your OPT application process. If you decide to cancel your OPT application, please make an appointment with an ISS Advisor.

Can I track the progress of my application?

- Yes, you can track your OPT application through [USCIS Case Status Online](#) by entering in your USCIS case number from your I-797 Receipt Notice.



Things to Remember



Check out UCR Career Center's page on how to [Avoid Employment Scams and Fraud](#)
Beware of Employment Scams

Common Scams Themes:

- Sending you a check before you begin your job
- Asking you for payment for equipment, certification, training materials, etc.
- Overpayment scams
- Pyramid Schemes

Be Careful:

- If posting does not indicate company information or it is difficult to find information on company
 - Do your research on companies before committing
- If company sends you an unexpected check and asks you to cash it in
- If company asks you to transfer money from one account to another
- Makes you an offer without interacting/interviewing with you



- Make an appointment with an ISS Adviser at intersectionsstudents@ucr.edu
- If you suspect a position is fraudulent, please contact the Employer Relations Team
 - careerrecruiting@ucr.edu or 951-827-3631
- If you believe you are the victim of fraud resulting from a job listing, please contact the local police as well <http://police.ucr.edu/>

Learn More

- [How to Avoid Scams and Fraud \(UCR Career Center\)](#)



Things to Remember

Application Details

- Must submit your OPT I-20 at the time of your OPT I-765 application
- USCIS will deny any applications outside of application window
- OPT application must be received within 30 days of ISS advisor recommendation in SEVIS
- OPT application should be mailed/submitted within the U.S.
- ***IMPORTANT:** Form editions and fees are subject to change
 - **It is ultimately the student's responsibility!**

While Waiting for EAD Card

- Do not work or volunteer
- Not recommended to travel internationally
- If you receive an RFE or Denial, contact ISS immediately



OPT Pop Quiz

1. **TRUE or FALSE. Your I-20 dates is based off of your academic program and not the graduation ceremony date.**
2. **How many months of Post-Completion OPT can you be approved for?**
3. **What is the earliest time you can apply for Post-Completion OPT?**
4. **TRUE or FALSE. I do not need an OPT I-20 for the I-765 OPT application.**
5. **Do you need a job offer at the time of the I-765 OPT application?**
6. **TRUE or FALSE. I must leave the U.S. after I apply for OPT.**
7. **How many days of unemployment time can I have during my OPT period?**
8. **Where do I report my OPT employment information?**
 - a. **DMV**
 - b. **SSN Office**
 - c. **SEVP OPT Portal**
 - d. **TikTok**



Resources



ISS - [Employment & Taxes Webpage](#)

Helpful Resources

Forms/Handouts from ISS Office

- [OPT Request Form](#)
- [OPT Application Checklist](#)

Government Forms

- [Form I-765](#)
- [Form G-1145](#)
- [Form I-907](#)

Government Resources

- [USCIS - OPT](#)
- [Study in the States - Training Opportunities](#)
- [SEVP OPT Portal Help](#)
- [USCIS Processing Time](#)
- [USCIS Case Status Online](#)



International Students and Scholars (ISS)

Who Can Help?

Email	internationalstudents@ucr.edu
Office Phone	951-827-4113
Office Hours	10:00AM - 12:00PM, 1:00PM - 4:00PM Advisors are available through <ul style="list-style-type: none">• Email• Phone• Zoom

